



# PRE-UNI NEW COLLEGE

Head Office: 5 The Crescent, Strathfield NSW 2135 PH: 9746 7000 FAX: 9746 6999  
 Email: info@newcollege.edu.au Website: nsw.newcollege.com.au / www.cyberschool.com.au

## Welcome to Pre-Uni New College Cyberschool!

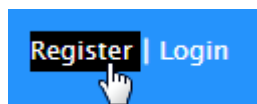
Cyberschool is a special e-learning website ([www.cyberschool.com.au](http://www.cyberschool.com.au)) hosted by Pre-Uni New College and provides the extensive educational services to help students revise their entire Pre-Uni New College class work. Students can register for their own Cyberschool account to access its services.

Services vary depending on the course registered, and each service has its due date so students should enjoy all provided services until expiry as there is no extension.

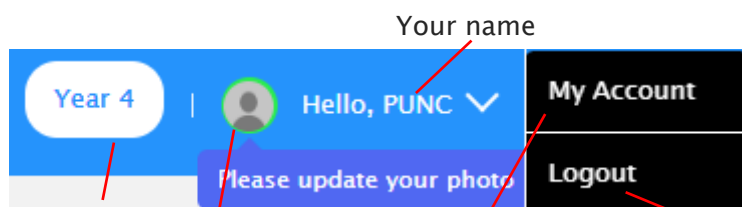
Once registered Year 4 OCTTC Course, students can:	Service Found At
<ul style="list-style-type: none"> <li>➤ download <b>Module Answers</b> of Reading week's Workbook during the term.</li> </ul>	<p>MY COURSES &gt; OCTTC &gt; <b>Extra Material</b></p>
<ul style="list-style-type: none"> <li>➤ attempt <b>Vocabulary Practice Tests</b> to build strong vocabulary skills.</li> <li>➤ try <b>1+1 Reading</b> test questions for extra practice during TS/MR test weeks.</li> </ul>	<p>MY COURSES &gt; OCTTC &gt; <b>Online Supplementary Test</b></p>
<ul style="list-style-type: none"> <li>➤ try <b>OCTTC Challenge</b> to review up to 15 questions missed in MR/TS tests the following week.</li> </ul>	<p>MY COURSES &gt; OCTTC &gt; <b>Challenge</b></p>
<ul style="list-style-type: none"> <li>➤ try <b>GA Practice for Scholarship Test, Reading 310</b> and <b>Master 27ES</b> for more practice during the term.</li> </ul>	<p>EXTRA RESOURCES &gt; <b>GA for Scholarship / Reading 310 / Master 27ES</b></p>

## How can I get my Cyberschool account?

1. Go to [www.cyberschool.com.au](http://www.cyberschool.com.au).
2. Click 'Register' on the top right corner of the main page.



3. Enter your student id number, date of birth and email address in the registration fields. Click the 'Submit' button.
4. Once you have submitted, you will be given a verification email, where it will contain the activation link.
5. Check your email inbox to find the verification email from the Cyberschool team. If you can't find it in your inbox, check the junk folder. It will be there, if so, unmark it as junk.
6. Click on the activation link. If the link doesn't work, copy and paste the link into the address bar of your internet browser and press the enter key.
7. The link will open a window for password creation (Sign Up) page. Enter your desired password twice in the following fields and click Submit.
8. Once registered, you will be logged into the site. The login status bar is located on the top right of the page which looks like Fig 1 below. If you want to log out, click 'Logout'.
9. Next time you want to log in, click 'Login' and enter your student number and password.



Your grade

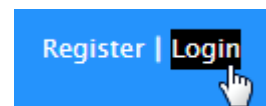
Click the icon to update your photo

My account information

Click here to log out

## I forgot my password.

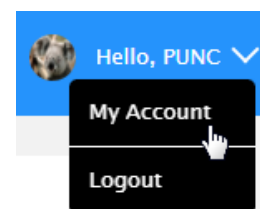
1. Click 'Login' at the top right of the page.



2. Click 'Forgot your password?' menu next to the Login button.
3. Enter your student id number, date of birth, email address and click 'Submit'.
4. Check your email account for your temporary password.
5. Log on to the Cyberschool with your temporary password.

## How can I change my password?

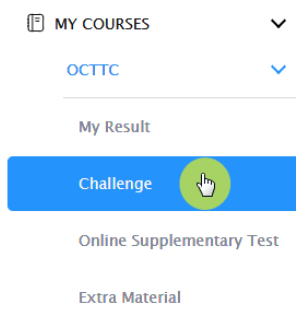
1. Log on to the Cyberschool and click 'My Account' on the top right corner of the main page.



2. Click 'Change my password' menu and enter new password twice then click 'Submit'.
3. A confirmation message will appear.

## How to Access the OCTTC M.R./T.S. Review (Challenge)

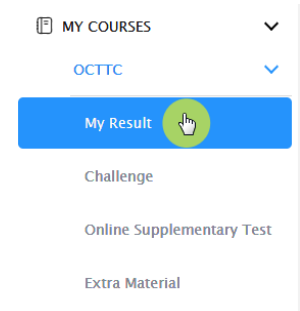
1. Go to 'Challenge' under 'MY COURSES > OCTTC' menu in the top menu bar.



2. Read and agree to the Conditions of Use.
3. OCTTC Challenge page will appear with the test number and challenge (retest/review) period.
4. Click on the test subject - Mathematical Reasoning or Thinking Skills.
5. Click 'Start Retest' button to begin the retest. Attempt the questions under the test condition and click Finish to check the result.
6. Revise and retry the questions (using Review & Try Again buttons) until you got all correct answers.

## How to Access My OCTTC Result Page

1. [Fig. 2] Click 'My Result' under 'MY COURSES > OCTTC' menu in the top menu bar.



2. You will then be able to see following information.

- component & overall score of the test
- your test report (online version)
- your ranking in the test (one week later)
- OCTTC review link (when applicable)

3. [Fig. 3] Click Youtube video link at the description for more explanation.

[Fig. 1]

The screenshot shows the 'OCTTC Challenge' page. At the top, there are two tabs: 'Mathematical Reasoning' (selected) and 'Thinking Skills'. Below the tabs, there is a 'No. 17' label and a 'Challenge Period: 24 S' (partially visible). A red box highlights the 'No. 17' with the text 'Choose the test subject.' Another red box highlights the 'Challenge Period: 24 S' with the text 'Check the duration of the OCTTC Challenge.' Below this, there is a 'Successful' notification and an 'OCTTC Test Number' field. A table titled 'Challenge 1' shows a list of retests with columns for 'No.', 'Time Retest', 'Raw Score', 'Score (%)', 'Wrong Question Number', and 'Action'. A red box highlights the 'Review' button in the 'Action' column with the text 'Once you answered all questions correctly, you can click the review button and review the questions with worked answers.' At the bottom, a yellow button says 'Try the next 4 questions'. A red box highlights this button with the text 'Once you completed the retest, check here if you have more questions to try.'

No.	Time Retest	Raw Score	Score (%)	Wrong Question Number	Action
Retest 1	14:34 04/10/2022	1/5	20%	5 7 26 34	
Retest 2	14:36 04/10/2022	0/4	0%	5 7 26 34	
Retest 3	14:37 04/10/2022	1/4	25%	5 7 34	
Retest 4	14:39 04/10/2022	1/3	33%		
Retest 5	16:51 04/10/2022	0/2	0%		
Retest 6	16:52 04/10/2022	2/2	100%		Review

[Fig. 2]

## My Result

OC Trial Test Course	Reading		M.R.		T.S.		Overall	
	Score	Ranking	Score	Ranking	Score	Ranking	Score	Ranking
OCTTC No.1	30/30	1/677	29/30	1/677	26/30	1/672	95/100	1/681
OCTTC No.2	29/30	1/752	29/30	1/752	29/30	1/752	97/100	1/752

\* Overall score (Maximum score: 100) = Reading (33.3%) + M.R.(33.3%) + T.S.(33.3%)

Overall score in the OCTTC.

Your ranking in the test / total number of test-takers.

## 2024 OC Trial Test Report

Click the icon to print each subject's test report.



Academic Success with  
**PRE-UNI NEW COLLEGE**

Website: [www.newcollege.com.au](http://www.newcollege.com.au)  
Email: [info@newcollege.com.au](mailto:info@newcollege.com.au)

### 2024 OC Trial Test Report (Reading)

<b>Student Name:</b>	<b>Your Score: 76% (19 out of 25)</b>
<b>Student ID:</b>	<b>Test Average: 55%</b>
<b>Test Number: 1</b>	<b>Print Date:</b>

Mark	Category	Description	Mark	Category	Description
1. A ✓ (65%)	Reading Comprehension	Narrative-Drawing Conclusions	16. F ✓ (66%)	Gapped Text	Gapped Text-Drawing Conclusions
2. A X D (65%)	Reading Comprehension	Narrative-Factual Information	17. A ✓ (38%)	Gapped Text	Gapped Text-Drawing Conclusions

[Fig. 3]

No	Category	Description	Correct (%)
1	Identifying similarity	Making conclusions	91%
2	Identifying similarity	Arrangement	91%
3	Detecting reasoning errors	Analysing argument	91%
4	Finding procedures	Table & Graph	36%
5	Relevant selections	Table & Graph	68%
6	Relevant selections	Number operations	29%

Click the icon for more explanation.

## OCTTC Review & Test Result– FAQ

### **Q. How long can I attempt the OCTTC Challenge?**

A. You will have maximum of **fourteen (14) days** for each OCTTC Challenge – from the following week of each OCTTC M.R./T.S test week. Please check the challenge period in the OCTTC Challenge page and complete the retest within the period.

### **Q. I can't see any questions. What's the problem?**

A. The service automatically retrieves the M.R./T.S. questions you incorrectly answered in the recent OCTTC session, unless you didn't attend the test, or the test results haven't yet been recorded.

### **Q. How many questions are available for each challenge?**

A. It automatically retrieves the maximum of 15 questions per subject you answered incorrectly in the recent mathematical reasoning and thinking skills tests. The order of the questions varies depending on your test score and test average score.

### **Q. How many questions will I see in each retest?**

A. Each retest contains maximum of 5 questions and you have 2 minutes per question. After the 1<sup>st</sup> attempt, the next retest will show only the questions you got wrong.

### **Q. I can't see the 'Review' button.**

A. The 'Review' button will appear when you answered all questions correctly or after the second retest.

### **Q. I can see my test score, but not my rank.**

A. Your rank will be shown after gathering all other students' results, which usually takes one week of the test. Please check again on the following Saturday.

### **Q. When can I get my overall ranking and overall score?**

A. To be able to produce the correct overall score and ranking, we need to collect all test scores (Reading, Mathematical Reasoning and Thinking Skills) from all OCTTC students. Therefore, it usually takes two weeks. Please check them out two weeks later after your test.

### **Q. My Mathematical Reasoning score is 28. Does it mean I got 28% correct answers?**

A. No, it's your raw (original) test score – number of questions you answered correctly in the test. So, your Mathematical Reasoning score 28 means you got 80% (28 out of 35) correct answers.

### **Q. I discontinued my OCTTC. Can I still access my previous OCTTC results online?**

A. No, it's only available during your OCTTC enrolment period. When you resume your OCTTC, it will become available again.

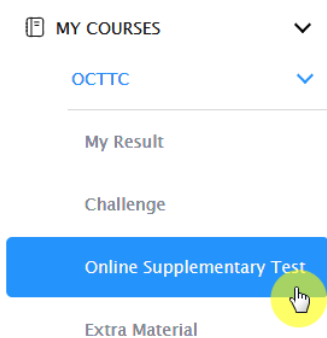
**What is Vocabulary Practice Test?**

Building a strong vocabulary is critical as it leads to higher scores in the OC reading test. Year 4 OCTTC students are provided with the vocabulary list (attached on Workbook that distributed in class, during Reading test weeks.) for this reason. Students must memorise them all and attempt the vocabulary practice test within given period.

The vocabulary practice test will be uploaded on **the first day (Saturday) of Reading test week** and accessible for the **next two (2) weeks**. Students must attempt the test as soon as it's uploaded on Saturday and study it.

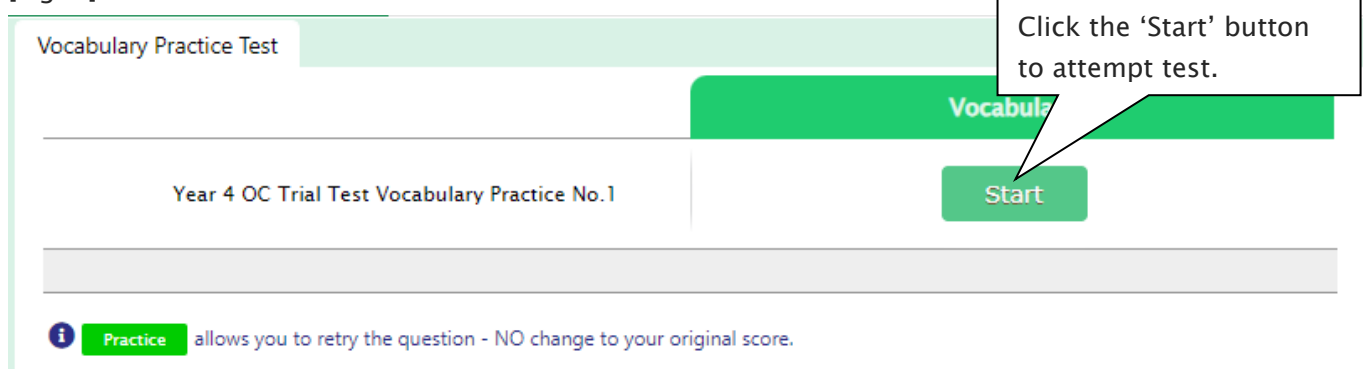
**How to Do Vocabulary Practice Test**

- Go to 'Online Supplementary Test' below 'MY COURSES > OCTTC' on the menu bar.
- Click 'Start' button to begin the test.
- Click 'Finish' button at the top right corner when completed the test.
- [Fig. 2] Reattempting test is available by clicking 'Practice' button next to the 'Test Review'. This will not affect to the original score.

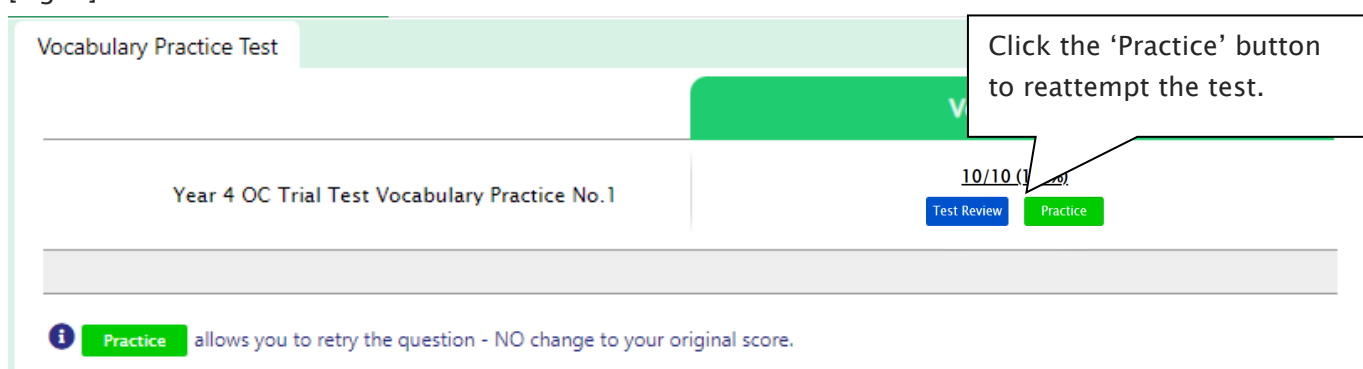


2. [Fig. 1] Click 'Start' button to begin the test.

[Fig. 1]



[Fig. 2]

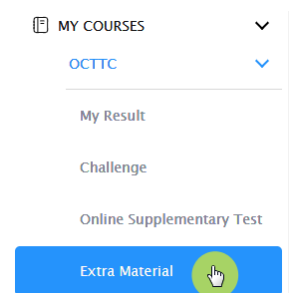


## How to Download Module Answer of Workbook

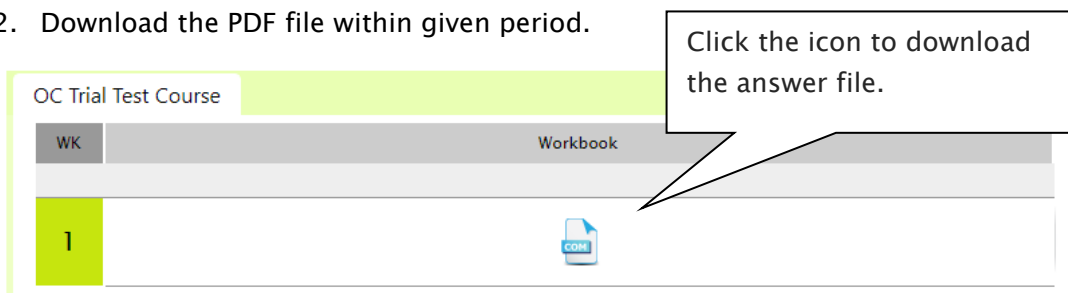
Workbook that contains vocabulary list, practice questions, different text type and its questions, and jumbled paragraph questions will be given in class during Reading test weeks. Module answer of this material will be provided for OCTTC students on the first day of the week. Answers will expire at the end of every term. Please note the date and remember to access them when available.

## How to Download the Worksheet

1. Go to 'Extra Material' below 'MY COURSES > OCTTC' on the menu bar.



2. Download the PDF file within given period.



## What is 1+1 Reading?

After completion of reading trial test for the week, students can attempt additional reading test in the following week (M.R./T.S test week). The test will be online format at the Cyberschool and contains 25 questions to be completed in 30 minutes.

The OCTTC 1+1 Reading service opens during **normal term OCTTC M.R./T.S. trial test weeks only** and not available during the holiday course period.

## How to Do 1+1 Reading

1. Go to 'Online Supplementary Test' below 'MY COURSES > OCTTC' on the menu bar.
2. Click 'Start' button under Reading 1+1 to begin the test.
3. Click 'Finish' button at the bottom right corner when completed the test.
4. Go to the 'My Result' menu to review questions.

Below is the Overall Cyberschool Service Schedule for 2024 Term 1 OCTTC Course.

Test Info	OCTTC Challenge Mathematical Reasoning / Thinking Skills		Workbook Answer	Vocabulary Practice Test		1 + 1 Reading		Ranking Available
	Service Start	Service End	Service Start	Service Start	Service End	Service Start	Service End	
<b>Week 1</b> Test 1 MR/TS	03/02/2024	16/02/2024						03/02/2024
<b>Week 2</b> Test 1 Reading			03/02/2024	03/02/2024	16/02/2024			10/02/2024
<b>Week 3</b> Test 2 MR/TS	17/02/2024	01/03/2024				10/02/2024	16/02/2024	17/02/2024
<b>Week 4</b> Test 2 Reading			17/02/2024	17/02/2024	01/03/2024			24/02/2024
<b>Week 5</b> Test 3 MR/TS	02/03/2024	15/03/2024				24/02/2024	01/03/2024	02/03/2024
<b>Week 6</b> Test 3 Reading			02/03/2024	02/03/2024	15/03/2024			09/03/2024



Test Info	OCTTC Challenge Mathematical Reasoning / Thinking Skills		Workbook Answer	Vocabulary Practice Test		1 + 1 Reading		Ranking Available
	Service Start	Service End	Service Start	Service Start	Service End	Service Start	Service End	
<b>Week 7</b> Test 4 MR/TS	16/03/2024	<b>29/03/2024</b>				09/03/2024	<b>15/03/2024</b>	16/03/2024
<b>Week 8</b> Test 4 Reading			16/03/2024	16/03/2024	<b>29/03/2024</b>			23/03/2024
<b>Week 9</b> Test 5 MR/TS	30/03/2024	<b>12/04/2024</b>				23/03/2024	<b>29/03/2024</b>	30/03/2024
<b>Week 10</b> Test 5 Reading			02/04/2024	02/04/2024	<b>15/04/2024</b>			09/04/2024
<b>Week 11</b> Test 6 MR/TS	16/04/2024	<b>29/04/2024</b>				09/04/2024	<b>15/04/2024</b>	16/04/2024

**Workbook Module Answer will be available until **26<sup>th</sup> April 2024.****

DISCLAIMER: DETAILS OF THE SERVICE SUBJECT TO CHANGE WITHOUT PRIOR NOTICE.